



# Food & Beverage Industry Solutions

Celebrating the way the world washes.







## LONG-LASTING & RELIABLE

Since 1921, Bradley has been the industry's leading single-source manufacturer of heavy-duty commercial plumbing products for corporations and businesses around the globe.

From Washfountains to Emergency Eyewashes and Washroom Accessories to Tankless Water Heaters, Bradley products are designed with rugged, industrial-grade materials to perform in the most demanding environments. With this commitment to quality, only Bradley has the heavy-duty plumbing fixture products you need for all of your food and beverage applications.

Bradley is the industry leader in using technological advances to keep products working longer with less maintenance. We are committed to delivering an exceptional customer experience, and make it easy to specify products with our seasoned customer service staff and the best informational tools in the industry.

That's what you expect.

That's what Bradley delivers.





# EMERGENCY SAFETY FIXTURES

As the globally-specified leader in drench shower and eyewash fixtures, Bradley offers innovative, unique product solutions designed to keep employees safe and free from injury. Bradley eye and facewashes with Halo™ technology surround you with the fastest, most effective relief in the industry. Bradley drench showers with SpinTec™ showerheads help protect employees with the most thorough removal of contaminants in the industry. Portable eye/face washes provide ANSI-required tepid water to locations without plumbed water.

- Halo technology provides 85% facial coverage and 20% better coverage — best in the industry
- ANSI/ISEA Z358.1 certified models
- Bradtect™ safety yellow or all-stainless steel models
- AS4775:2007 certified models
- Freeze protection
- Combination drench shower and eye/face washes
- Pedestal or wall-mounted eye and eye/face washes
- Portable models for areas without plumbed water







# BRADLEY ELECTRIC TANKLESS WATER HEATERS

Like all Bradley products, Electric Tankless Water Heaters **POWERED BY KELTECH™** are built to the toughest standards. Bradley heaters provide hot water on demand, saving water and energy. Unlike boiler systems that generate and maintain temperature 24 hours, seven days per week, Bradley heaters save energy by heating water only when necessary, and innovative controllers are fully modulating meaning only actual kilowatts needed are used. Bradley heaters are the only electric tankless heaters registered with the National Board and certified with the HLW stamp.

- Safety models meet ANSI Z358.1 standards and TepidGuard™ discharge actively and passively protects the water temperature inside the unit
- Easy installation — only one electrical connection and water is required
- Portable options offer greater flexibility and emergency back-up solutions
- Skid systems for unique water heating applications
- No tanks, anodes or softeners to maintain
- Save space and energy



RIGHT | Bradley CLE and SNA Series





# NAVIGATOR® DIGITAL & THERMOSTATIC MIXING VALVES

Better for the environment and safer for drinking water, Bradley Navigator® Thermostatic Mixing Valves (TMVs) launched a new direction in valve manufacturing. Third-party certified to meet all lead-free requirements, unmatched quality and backed by a 10-year warranty, Bradley TMVs remain the fastest growing valve line in the industry. You will find a complete line of valves to meet your appropriate flow and temperature requirements, including our **NEW Digital Mixing Valve**. Fewer connections and universal mounting capability reduce installation time and lower cost. And, Bradley is the only company that manufactures emergency eyewash and shower products with a complete line of emergency TMVs.

## Tepid water for Safety Fixtures

A full line of emergency fixture valves provides tepid water as required by ANSI 358.1 to eye/face wash, drench shower and combination drench shower and eye/face wash units. Valves include scald protection and internal cold water bypass to provide cold water if hot runs out.

## High demand? Low demand? No problem.

Our high-low valves use a single valve design to control water temperatures during both high demand and low demand. These valves can be used at the main water source or in remote locations such as a locker room.

## Recirculation Systems

Navigator recirculation systems offer a complete hot water recirculation system designed and built specifically for your application. Pre-assembled and pre-tested with all the components you need in the proper location ensures a simple and smooth installation.





# WASHFOUNTAINS

The 1921 original washfountain, can accommodate 1 to 8 users. Available in Terreon, Terreon®RE, Terrazzo, Bradstone or Stainless Steel. The stainless steel bowls are made from 60% recycled content. Many Bradley Classics are in service for decades. Built for areas requiring moderate to heavy duty handwashing.



WATER

80%



SPACE

20–30%



ENERGY

Heating 80% less water

## Terreon Deep Bowl Washfountains

The Terreon Deep Bowl Washfountains are designed for quick and efficient washing of heavily soiled hands and arms where ADA compliance is required. Lower height, foot activation and deep bowls also meet all juvenile height ADA and TAS requirements.



# TOUCHLESS HANDWASHING SOLUTIONS

Discover innovation at the core of Bradley’s touchless handwashing solutions. From washfountains to sleek Verge® handwashing basins to prefabricated decks with integral bowls, Bradley offers a complete line of handwashing products designed for long lasting, vandal-resistant, low maintenance and water-conserving performance. When you want aesthetics, the latest technology and rugged performance in a total package, Bradley has the touchless handwashing fixture to outfit any commercial or institutional application.

## VERGE™ SOAP AND FAUCETS

Good looks and technology go hand in hand with the Verge line of soap dispensers and faucets. Advanced sensor technology eliminates false activations and optimizes power consumption, longer spouts create increased handwashing space and brass cast spout construction delivers durability with stylish and environmentally friendly PVD finishes. Designed to complement the sophisticated Verge handwashing basins, the new soap and faucet pairs work beautifully with any basin to provide the finishing touch to your restroom.





# WASHROOM ACCESSORIES

Bradley's stainless steel washroom accessories are made with the industry average 25% post-consumer and 35% pre-consumer content stainless. These products are long lasting and vandal resistant and won't have to be replaced for years to come. Offering the widest assortment and shortest lead times, Bradley's washroom accessories provide the clean look your restroom requires and touch-free activation to avoid the spread of germs.



### NEW! Electronic Roll Towel Dispensers

Touch-free sensor activated towel dispensers made of durable high-impact plastic.



### Soap and Hand Sanitizer Dispensers

Touch-free sensor activated soap and hand sanitizer dispensers available in liquid, foam and spray options.



### Aerix+ Hand Dryers

Bradley's dryers reduce paper towel and energy costs, protect the environment, keep noise levels down and incorporate reliable touch-free activation.

# PARTITIONS & LOCKERS

Mills® Partitions are suited for a variety of applications and environments. Top quality materials provide key features to architects and specifiers, such as aesthetic appeal, vandal resistance and anti-microbial protected latches and handles. Materials include stainless steel, phenolic, powder coated and solid plastic.

Lenox® invented the plastic locker and remains the preferred specification in locker rooms all over the country. Quick installation and low maintenance costs can add up to a 50% life cycle cost savings. No other locker has better quality or a better warranty.

Locker rooms can be a breeding ground for bacteria and it is important to install products that can withstand cleaning chemicals and also resist bacteria and germs. Lenox Lockers are constructed of high density polyethylene (HDPE) material which is resistant to bacteria and moisture, making them ideal for healthcare facilities.



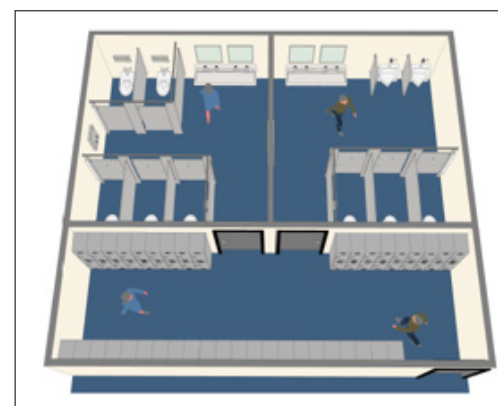
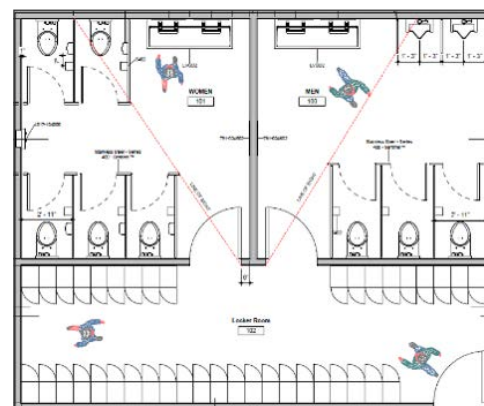
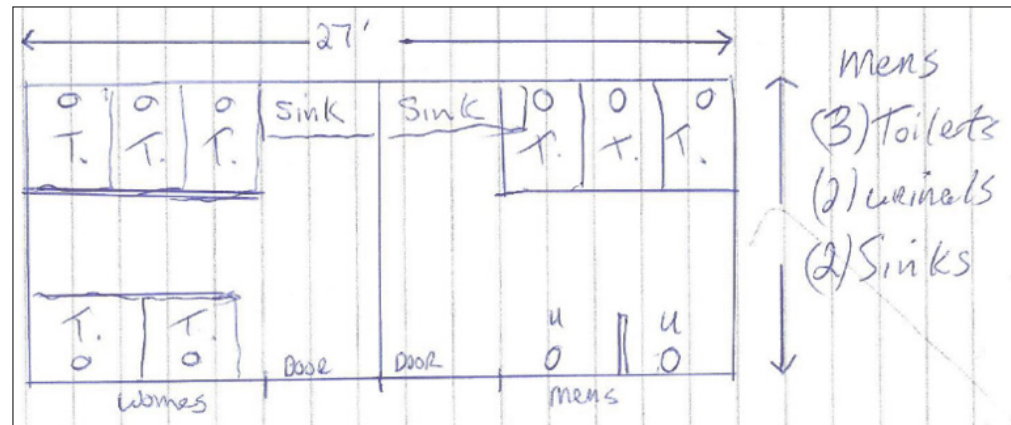


# VIRTUAL DESIGN & CONSTRUCTION (VDC) ASSISTANCE INITIATIVE

Bradley Commercial Facility Designers have \$6B of domestic/international facility design, product specification, construction and FM experience. They leverage that experience with Bradley's product Revit/BIM Model Library as the foundation for providing VDC Tools & Services.

- Bradley Total Restroom\Locker Room Layouts — Visual 3D Specification Proposals
- Accessible Facility Design Assistance Guidance — ADA, OSHA, State Guidelines
- Custom Industrial Product BIM Models — SKID Systems, ESS, EFX, Valve/Pump Assemblies, File Translations, 3D Model Submittals. Etc.

**Contact your local Bradley Rep for more information on VDC Assistance**







VISIT [BRADLEYCORP.COM](http://BRADLEYCORP.COM) FOR INDUSTRY LEADING **BIM-REVIT/SYSQUE** LIBRARY AND TECHNICAL DOCUMENTS

**FOOD & BEVERAGE INDUSTRY SOLUTIONS. BROUGHT TO LIFE.**  
HANDWASHING & DRYING | ACCESSORIES | PARTITIONS | LOCKERS  
VALVES | EMERGENCY SAFETY | ELECTRIC TANKLESS WATER HEATERS



PROUD PARTNER OF FERGUSON INDUSTRIAL